

# TRAIL POST 2



## Just in Time!

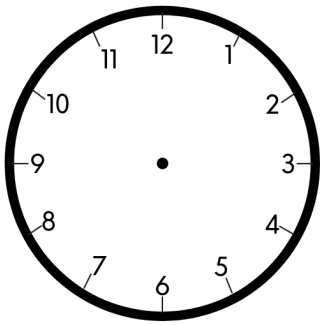
Cut out the camp events and figure out their order. Once you have them ordered, you can glue or tape them to the sign!

The events for camp were posted on the sign and they all fell off! Put the camping activities back in order so that the campers know their daily schedule!



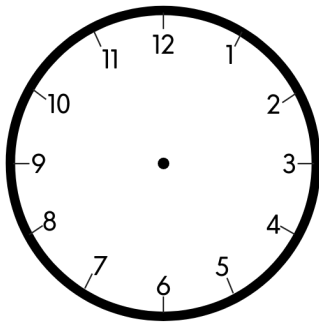
# TRAIL POST 2

Write the hands on the clock to show the time and record the camp event underneath each clock face.



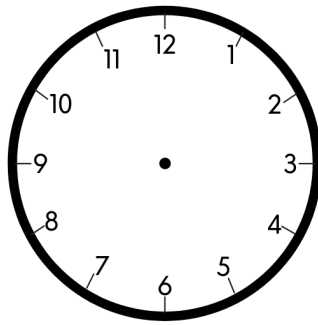
—:—

\_\_\_\_\_



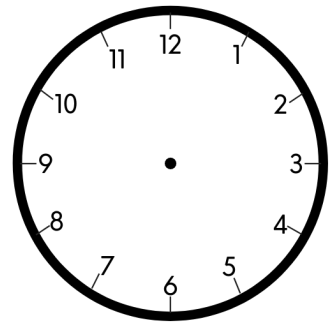
—:—

\_\_\_\_\_



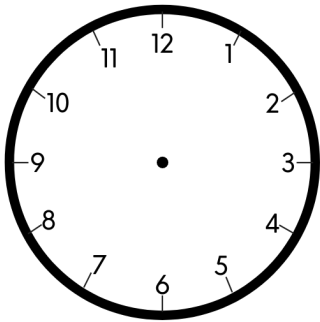
—:—

\_\_\_\_\_



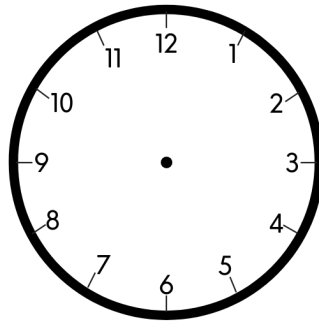
—:—

\_\_\_\_\_



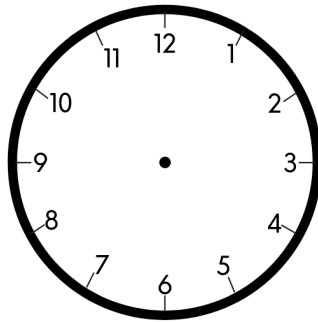
—:—

\_\_\_\_\_



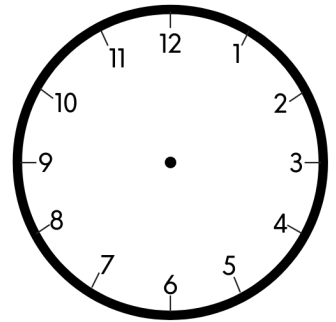
—:—

\_\_\_\_\_



—:—

\_\_\_\_\_



—:—

\_\_\_\_\_



# TRAIL POST 2

Cut out these signs and use them for Trail Post 2

SWIMMING

2:00 p.m.

CANOEING

12:45 p.m.

BREAKFAST

8:00 a.m.

HIKING

10:30 a.m.

LUNCH

12:00 p.m.

DINNER

5:30 p.m.

CAMPFIRE

8:15 p.m.

LIGHTS OUT!

9:00 p.m.